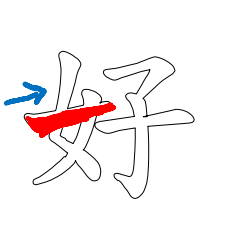











Fill in the space of a specific stroke according to the instructions underneath each word. Then, draw an arrow next to the blacked-out stroke indicating direction of that stroke. Example is provided in question 1.

1	2	3	4	5
				
3 <sup>rd</sup> stroke	5 <sup>th</sup> stroke	6 <sup>th</sup> stroke	7 <sup>th</sup> stroke	8 <sup>th</sup> stroke

6	7	8	9	10
				
4 <sup>th</sup> stroke	8 <sup>th</sup> stroke	5 <sup>th</sup> stroke	10 <sup>th</sup> stroke	7 <sup>th</sup> stroke